





# Watford Borough Council - Council Tax Reduction Scheme 2024/25 Consultation

## 2. Background to the Council Tax Reduction Scheme consultation

1. I have read the background information about the Council Tax Reduction Scheme: This question must be answered before you can continue.				
Answer Choices			Response Percent	Response Total
1	Yes		97.37%	37
2	No		2.63%	1
			answered	38
			skipped	14




## 3. Part 1 - Introducing an income banded scheme for all working age applicants which will provide up to 100% support

2. Do you agree with introducing an income-based banded discount scheme as shown above?				
Answer Choices			Response Percent	Response Total
1	Yes		71.43%	10
2	No		28.57%	4
3	Don't Know		0.00%	0
			answered	14
			skipped	38

3. If you disagree please explain why. You can also use this space to let us know if you have any alternative suggestions.				
Answer Choices			Response Percent	Response Total
1	Open-Ended Question		100.00%	5
			answered	5
			skipped	47

## 4. Part 2 - Removing Non Dependant Deductions

#### 4. Do you agree with this proposal?




Answer Choices		Response Percent	Response Total
1	Yes 	58.33%	7
2	No 	25.00%	3
3	Don't Know 	16.67%	2
		answered	12
		skipped	40

#### 5. If you disagree please explain why. You can also use this space to let us know if you have any alternative suggestions.

Answer Choices		Response Percent	Response Total
1	Open-Ended Question	100.00%	2
		answered	2
		skipped	50

#### 5. Part 3 - Disregarding certain elements of Universal Credit




#### 6. Do you agree with this proposal?

Answer Choices		Response Percent	Response Total
1	Yes 	54.55%	6
2	No 	27.27%	3
3	Don't Know 	18.18%	2
		answered	11
		skipped	41

#### 7. If you disagree please explain why. You can also use this space to let us know if you have any alternative suggestions.




Answer Choices		Response Percent	Response Total
1	Open-Ended Question	100.00%	3
		answered	3
		skipped	49

6. Part 4 - Where applicants or their partner (if they have one) are working, a standard disregard of up to £25 per week will be applied for single applicants and up to £50 per week for couples or lone parents.

8. Do you agree with this proposal?			
Answer Choices		Response Percent	Response Total
1	Yes		63.64% / 7
2	No		18.18% / 2
3	Don't Know		18.18% / 2
		answered	11
		skipped	41

9. If you disagree please explain why. You can also use this space to let us know if you have any alternative suggestions.			
Answer Choices		Response Percent	Response Total
1	Open-Ended Question		100.00% / 1
		answered	1
		skipped	51

7. Part 5 - Any new claim or change in circumstances will be applied on a daily basis

10. Do you agree with this proposal?			
Answer Choices		Response Percent	Response Total
1	Yes		63.64% / 7
2	No		18.18% / 2
3	Don't Know		18.18% / 2
		answered	11
		skipped	41




11. If you disagree please explain why. You can also use this space to let us know if you have any alternative suggestions.			
Answer Choices		Response Percent	Response Total
1	Open-Ended Question		100.00% / 1

11. If you disagree please explain why. You can also use this space to let us know if you have any alternative suggestions.

answered	1
skipped	51

8. Part 6 - Backdating reduction (up to a maximum of 12 months from the date of claim) where circumstances show that the applicant would have been continuously eligible for the period in question had they applied at that time.

12. Do you agree with this proposal?




Answer Choices		Response Percent	Response Total
1	Yes 	72.73%	8
2	No 	18.18%	2
3	Don't Know 	9.09%	1
		answered	11
		skipped	41

13. If you disagree please explain why. You can also use this space to let us know if you have any alternative suggestions.

Answer Choices		Response Percent	Response Total
1	Open-Ended Question	100.00%	1
		answered	1
		skipped	51

9. Part 7 - Protecting people with a disability by disregarding PIP, ESA (Support Component) and DLA.

14. Do you agree with this proposal?




Answer Choices		Response Percent	Response Total
1	Yes 	72.73%	8
2	No 	18.18%	2
3	Don't Know 	9.09%	1
		answered	11
		skipped	41

15. If you disagree please explain why. You can also use this space to let us know if you have any alternative suggestions.

Answer Choices		Response Percent	Response Total
1	Open-Ended Question	100.00%	1
		answered	1
		skipped	51

#### 10. Part 8 - Protecting families by continuing to disregard Child Benefit and Child Maintenance

16. Do you agree with this proposal?




Answer Choices		Response Percent	Response Total
1	Yes 	72.73%	8
2	No 	18.18%	2
3	Don't Know 	9.09%	1
		answered	11
		skipped	41

17. If you disagree please explain why. You can also use this space to let us know if you have any alternative suggestions.

Answer Choices		Response Percent	Response Total
1	Open-Ended Question	100.00%	1
		answered	1
		skipped	51

#### 11. Part 9 - Disregarding Carer's Allowance

18. Do you agree with this proposal?

Answer Choices		Response Percent	Response Total
1	Yes 	72.73%	8
2	No 	18.18%	2
3	Don't Know 	9.09%	1

**18. Do you agree with this proposal?**



answered	11
skipped	41

**19. If you disagree please explain why. You can also use this space to let us know if you have any alternative suggestions.**

Answer Choices	Response Percent	Response Total
1 Open-Ended Question	100.00%	1
	answered	1
	skipped	51

**12. Part 10 - Protecting War Pensioners by continuing to disregard War Pensions or War Disablement pensions in full**

**20. Do you agree with this proposal?**




Answer Choices	Response Percent	Response Total
1 Yes 	72.73%	8
2 No 	27.27%	3
3 Don't know	0.00%	0
	answered	11
	skipped	41

**21. If you disagree please explain why. You can also use this space to let us know if you have any alternative suggestions.**

Answer Choices	Response Percent	Response Total
1 Open-Ended Question	100.00%	1
	answered	1
	skipped	51

**13. Part 11 - Reducing the Capital Limit to £8,000 but removing the assumed income from capital (or 'tariff' income) from the calculation of Council Tax Reduction**

## 22. Do you agree with this proposal?




Answer Choices			Response Percent	Response Total
1	Yes		40.00%	4
2	No		40.00%	4
3	Don't know		20.00%	2
			answered	10
			skipped	42

## 23. If you disagree please explain why. You can also use this space to let us know if you have any alternative suggestions.

Answer Choices			Response Percent	Response Total
1	Open-Ended Question		100.00%	3
			answered	3
			skipped	49

## 14. Part 12 - Removing the Extended Payment provision.

## 24. Do you agree with this proposal?



Answer Choices			Response Percent	Response Total
1	Yes		50.00%	5
2	No		40.00%	4
3	Don't know		10.00%	1
			answered	10
			skipped	42

## 25. If you disagree please explain why. You can also use this space to let us know if you have any alternative suggestions.

Answer Choices			Response Percent	Response Total
1	Open-Ended Question		100.00%	3
			answered	3
			skipped	49

## 15. Part 13 - Providing an Exceptional Hardship Scheme

### 26. Do you agree with this proposal?

Answer Choices		Response Percent	Response Total
1	Yes		80.00%
2	No		20.00%
3	Don't know		0.00%
		answered	10
		skipped	42

### 27. If you disagree please explain why. You can also use this space to let us know if you have any alternative suggestions.

Answer Choices		Response Percent	Response Total
1	Open-Ended Question		100.00%
		answered	1
		skipped	51



### 16. Your comments and suggestions on the proposed Council Tax Reduction Scheme

### 28. Please use this space to make any other comments on the proposed scheme or any alternative suggestions you have.

Answer Choices		Response Percent	Response Total
1	Open-Ended Question		100.00%
		answered	5
		skipped	47

### 17. About you

### 29. Are you completing this form on behalf of an organisation or group?

Answer Choices		Response Percent	Response Total
1	Yes		10.00%
2	No		90.00%
		answered	10
		skipped	42





If yes, please tell us the name of the organisation/group and add any other comments you wish to make.



Answer Choices		Response Percent	Response Total
1	Open-Ended Question	100.00%	1
		answered	1
		skipped	51

## 18. Questions for Individuals



30. Do you live in the Watford Borough Council area?

Answer Choices		Response Percent	Response Total
1	Yes 	88.89%	8
2	No 	11.11%	1
		answered	9
		skipped	43




31. Do you pay Council Tax?

Answer Choices		Response Percent	Response Total
1	Yes 	88.89%	8
2	No 	11.11%	1
		answered	9
		skipped	43




32. Are you currently receiving Council Tax Reduction?

Answer Choices		Response Percent	Response Total
1	Yes 	22.22%	2
2	No 	77.78%	7
		answered	9
		skipped	43


### 33. How would you describe your gender?

Answer Choices			Response Percent	Response Total
1	I prefer not to say		11.11%	1
2	Female		55.56%	5
3	Male		33.33%	3
4	I describe myself in another way		0.00%	0
			answered	9
			skipped	43



### 34. Which of the following age ranges do you fall into?

Answer Choices			Response Percent	Response Total
1	Prefer not to say		0.00%	0
2	16-24		0.00%	0
3	25-34		0.00%	0
4	35-44		33.33%	3
5	45-59		44.44%	4
6	60-74		22.22%	2
7	75 or over		0.00%	0
8	75-84		0.00%	0
9	85+		0.00%	0
			answered	9
			skipped	43





### 35. Which of the following best describes your ethnic group?

Answer Choices			Response Percent	Response Total
1	Prefer not to say		0.00%	0
2	Arab		0.00%	0
3	Asian or Asian British: Indian		11.11%	1
4	Asian or Asian British: Pakistani		0.00%	0
5	Asian or Asian British: Bangladeshi		0.00%	0

### 35. Which of the following best describes your ethnic group?

6	Asian or Asian British: Chinese		0.00%	0
7	Any other Asian Background		0.00%	0
8	Black or Black British: Caribbean		0.00%	0
9	Black or Black British: African		0.00%	0
10	Any other Black Background		0.00%	0
11	Mixed Heritage: White and Black Caribbean		0.00%	0
12	Mixed Heritage: White and Black African		0.00%	0
13	Mixed Heritage: White and Asian		0.00%	0
14	Any other Mixed Background		11.11%	1
15	White British		77.78%	7
16	White Irish		0.00%	0
17	Any other White Background		0.00%	0
			answered	9
			skipped	43




### 36. What is your religion/belief?

Answer Choices		Response Percent	Response Total	
1	Prefer not to say		11.11%	1
2	Buddhist		0.00%	0
3	Christian (includes Church of England, Catholic, Protestant and all other Christian Denominations)		55.56%	5
4	Sikh		0.00%	0
5	Jewish		0.00%	0
6	Muslim		0.00%	0
7	Hindu		11.11%	1
8	Other		0.00%	0
9	No religion		22.22%	2

### 36. What is your religion/belief?

answered	9
skipped	43

### 37. Which of the following best describes your sexual orientation?

Answer Choices		Response Percent	Response Total
1	Prefer not to say 	22.22%	2
2	Bisexual 	11.11%	1
3	Gay or lesbian	0.00%	0
4	Straight/Heterosexual 	66.67%	6
5	Other	0.00%	0
		answered	9
		skipped	43